

Special points of interest:

- Looking for volunteers for the Pancake Breakfast and Youth Expo
- Get your Membership Roster at the General Meeting
- We have lost 3 of our beloved members this past month

Inside this issue:

Historical Events of March 1930	2
Tours & Activities Calendar/Swap Meets	3
General Meeting Minutes	4
Board Member Contact Info/ Youth Expo	5
What You Missed	6
Sad Tidings	7
Historian's Corner	8
Technical Tips	9
Car Barn Special	11



Orange County Model A Ford Club 52nd Annual Pancake Breakfast

Sunday, April 28th
Hart Park
701 S Glassell St, Orange CA

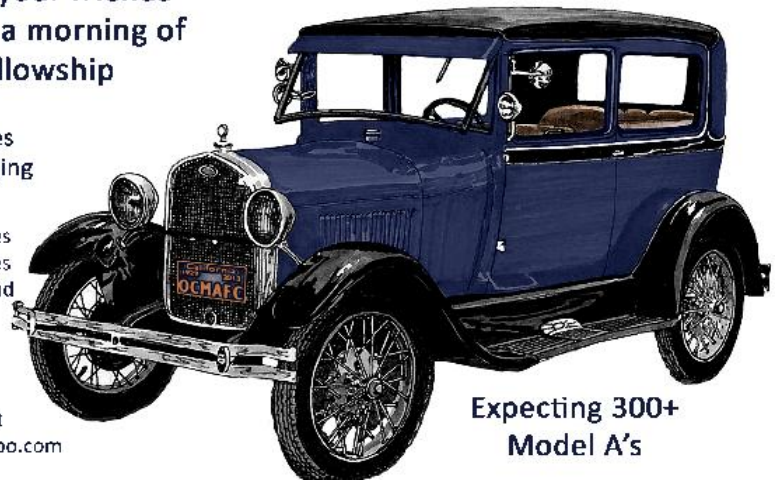
Breakfast served 8am-11am
Pancakes, sausage, eggs, juice,
coffee and tea
Donation: Adults \$6/Kids \$3
Entrance to Park is FREE

**Bring your Model A, your friends
and your appetite for a morning of
food, fun and fellowship**

Premium Raffle
Many other great raffles
People's Choice Car Judging
Trophies Awarded

4 Goodyear 19 inch Black Tires
4 Goodyear 21 inch Black Tires
Snyder High Compression Head
Model A Trunk
Large HD Flat Screen TV

RAIN OR SHINE
Info contact: Frank Reese at
(714) 348-2507 or rftrust34@yahoo.com



**Expecting 300+
Model A's**

We have so many wonderful events coming up in the next two months. This year promises to be the greatest turnout for our historical Pancake Breakfast. Additionally, we have the Fullerton Arboretum tour in March and the Youth Expo at the Orange County Fairgrounds in April.



FULLERTON
ARBORETUM





**Walt Otto
President**


*You can always
tell a real
friend: when
you've made a
fool of yourself
he doesn't feel
you've done a
permanent job*

Laurence J. Peter

President's Message ~ Ottomatic Tales

Walt is in the process of moving and will catch up with everyone next month. Until then, keep driving you're A's.

Historical Events in March, 1930



March 8 ~ Babe Ruth signs 2-year contract for \$160,000 with NY Yankee GM Ed Barrow, who wrongly predicts "No one will ever be paid more than Babe Ruth."

March 24 ~ Planet Pluto named



Join us for good food and company
**Fourth Thursday Breakfast
Bunch**

March 28 8:30 a.m.
Orange Pancake House
1481 E Lincoln Ave.
Anaheim 92805
714-535-9815

Info: Terry Collings 714 970-7194



Distributor

Deadline for submissions for the next is
March 25, 2013
Submit all articles and ads to
newsletter@ocmafc.com
or mail to P.O. Box 10595
Santa Ana, CA 92711

The Membership Rosters are HERE!

Please pick up yours at the General Meeting. If you are unable to be at the meeting, ask a friend to collect yours and save time and postage.

It is well enough that people of the nation do not understand our banking and monetary system, for if they did, I believe there would be a revolution before tomorrow morning.

Henry Ford

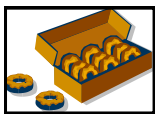


Upcoming Tours and Activities Calendar



Mar 14 (Thurs) General Meeting at 7:30PM ~ Please see back page for details. Guests are always welcome.

Board meeting will be conducted at 6PM



Mar 9 (Sat) Technical Seminar—10:00AM at the home of Richard Parish. We will be demonstrating the rebuild of a Model A front end, including king pins, shackles, spring and steering arms.



Mar 16 (Sat) Tour to the Fullerton Arboretum, 1900 Associated Rd., Fullerton 92831 Contact Frank

Mowrer for more info.

Mar 21-24 Las Vegas East Side Cannery (Laughlin Meet), 5255 Boulder Hwy, Las Vegas, NV. Contact Mark Schieff at 702-592-1368 for Hoover Dam tour



Mar 28 (Thurs) Fourth Thursday Breakfast Brunch ~ 8:30AM at Original Pancake House, 1418 E Lincoln Ave., Anaheim 92805, 714-535-

9815. Join us for good food and company. For info contact Terry Collings 714-970-7194

Pancake Breakfast T-shirts will be available for purchase at the April General Meeting



Apr 5-7 CCRG Jamboree hosted by the Charter Oak A's. Contact Dave Bockman at 559-732-8242 for registration and other info. Promises to be a great event.



Apr 6 (Sat) First Saturday Breakfast BS Session ~ 8AM at The Katella Grill, 1325 W. Katella Ave., Orange



Apr 12-14 Youth Expo at the Orange County Fairgrounds, Costa Mesa. Volunteers needed, contact Colleen Schmidt at 714-396-

8824



May 11 (Sat) SCRG Meeting will be held at 10am at Art & Olive Moore's Upland home



Jun 23 (Sun) MATC Lincoln Highway Centennial Tour—SF to NYC- The Model A Touring Club invites you to join with them

in June 2013 on a tour from San Francisco to New York City to celebrate the 100th anniversary of the Lincoln Highway. You can learn more about the tour by going to www.modelatouring.com, or calling Alan Bennett at 818-222-4432

July 26-28 (Last Weekend) Wings 'n Wheels in Solvang. Save the date for this fun weekend.

Say "Yes" to volunteering for the Youth Expo at the Orange County Fairgrounds

The March Roster Raffle will be \$50!! You MUST be present to win

Swap Meets

Mar 10 & April 7 Long Beach Hi Performance Swap Meet at Long Beach Veterans Stadium—Not much Model A stuff, but good for tools, paint and polish, hardware, etc.sh, hardware etc.

Mar 21-24 Las Vegas East Side Cannery (Laughlin Meet) 5255 Boulder Hwy, Las Vegas, NV; contact Mark Schieff (702/592-1368) to include Hoover Dam tour

Jun 29 OC Model T Club Swap Meet, El Dorado High School, 1651 Valencia Ave., Placentia



Member photos will be taken at the next two General Meetings so you may be included on the OCMAFC Website



General Meeting Minutes

Orange County Model A Ford Club Meeting February 14, 2013

Meeting was called to order by Pres. Walt Otto at 7:32 pm. Walt lead the flag salute.

There were 50 people in attendance.

Walt explained that our Club Greeter, Doris and Drain were not present due to the death of their son, Ted. Our thoughts and prayers are with them.

Secretary, Pam Heiland presented the minutes which were approved as printed in The Distributor.

Treasurer, Joe Goff reported on the financial standing of the club and reported that 168 members have paid their dues for 2013. Anyone joining after last month will not be listed in the club roster.

Technical Chairman, Rick Hall reported that there will be a seminar at Richard Parish's on March 9 where they will be overhauling a front end including king pins and shackles. There will be plenty of donuts and coffee! Rick also said he has videos which are available for check out by members. He gave an excellent presentation on oil pumps.

Don Ratzlaff conducted the roster drawing. Don Chiapparine's name was called but he was not in attendance so the prize goes up to \$50 next month.

Ed Cote conducted the name badge drawing. It was

won by Dan Adelman.

Don Ratzlaff showed an entertaining slide show for Valentine's Day entitled "I Wrote This Song for You."

Rick Hall asked that if anyone needs a name tag to please see him after the meeting.

Esther Goff asked for a volunteer to do refreshments for the meeting in November. That is the only month we don't have covered. Thank you to Esther, Carolyn Ratzlaff, Patti Cote and Louise Hall for tonight's delicious refreshments which included a lovely carnation for each of the ladies and a heart shaped sucker for each of the men.

Frank Mowrer reminded everyone that there is a tour this Saturday to San Antonio Winery. March 2 is the Laguna Beach Founder's Day Parade. The tour will leave from the In-N-Out on El Toro Rd. in Lake Forest (Laguna Hills Mall). March 16 there will be a tour to the Fullerton Arboretum. There will be a tour to Wings and Wheels July 26-28. There are only 6 reservations left so people wanting to attend this event need to call 1/800-PEASOUP to confirm their reservation.

Editor, Tissy Hatcher informed the membership that the deadline for the March Distributor is Feb. 25 and that the deadline for each month will be the 25th of the preceding month.

Mark Schwing is collecting prizes for the raffle for the

Pancake Breakfast. He asked that all items be turned in by the next meeting.

Carolyn Ratzlaff, our SCRG Chapter Rep. reported that other clubs had the wrong date for the Pancake Breakfast. She has email all clubs for which she has email addresses with the correct date. She is also trying to get it listed on the SCRG website.

Frank Reese, Breakfast Chairman thanked Tissy Hatcher for the great flyers she made for the breakfast. He will have more flyers printed up for members to pass out to people. He also asked that all of the team leaders from last year head up the same committees this year.

Frank also had flyers available for a car show at Villa Park High School on May 11. The show helps support their music program. Frank has gone for several years and reported that it is a very good show.

Youth Expo: Colleen Schmidt reported that the Expo will be April 12-14. We need volunteers to cover the booth for several hours. Dominic Cimarusti already has some volunteers lined up but we need more. Please sign up at tonight's meeting if you can help or call Colleen at 714/396-8824 as soon as possible.

Pres. Walt Otto commended Historian Dick Smith and thanked him for the notebooks he has assembled for the Historian's position (cont'd on page 5)

2013 BOARD MEMBERS

President – Walter Otto
949-497-2858/waltotto@hotmail.com
VP/Activities – Frank Mowrer
949-581-7621/frank25t@hotmail.com
Secretary – Pam Heiland
714-417-3111/colapam@sbcglobal.net
Treasurer – Joe Goff
949-768-4627/joe@abt-tax.com
Technical – Rick Hall
714-282-0499/rickandlouise@socal.rr.com
Editor – Tissy Smith-Hatcher
714-546-8554/newsletter@ocmafc.com
Immediate Past President – Richard Par-
rish, 714-999-0611/rcp1937@aol.com

COMMITTEES

ACCC Representative – Larry Konkol
714-535-1411/no email
Breakfast Committee – Terry Collings
714-970-7194/mcollings@sbcglobal.net
Club Greeter – Doris Marshall
310-378-5061/dandd51@gmail.com
Election Chairperson – Kathie Mc Call
714-633-0946/dkmccall@socal.rr.com
Historian & Librarian – Dick Smith
949-770-6847/modeladick@yahoo.com
Merchandise Director – Cathy O'Brien
714-777-0771/yjgsrden@aol.com
Pancake Breakfast Setup & Coordination –
Frank Reese, 714-970-6262/Rftrust34@
yahoo.com and Mark Schwing, 714-970-
1696/mschwing@earthlink.net
Raffle – Ed Cote
714-542-6161/patricia.cote@att.net
Refreshments – Position Available
Regional Representative, SCRG -
Carolyn Ratzlaff, 714-529-5062/
wadedon@pacbell.net
Scholarship Committee – 1) Joanie Harris,
562-431-9630/trinkets6@verizon.net;
2) Sheila Plotkin, 714-962-2117; 3)
Carolyn Ratzlaff, 714-529-5062/
dcratzy@gmail.com
Sunshine & Sorrow –Jeanne Parrish
714-999-0611/jprp60@aol.com
Web Master – Chris Enright
949-481-8780/webmaster@ocmafc.com
Website Info Entry – Pete Hyland
714-633-5797/prhyland@att.net

If you know anyone who drives a Honda,
PLEASE tell them to get their electronic fuel
injection throttle checked out. This little
part, if it gets too dirty as mine did, can
cause the car to surge forward.

Pam Heiland

**2013 Youth Expo**

April 12 – 14

We have been invited to “HAM IT UP!” with
the 2013 Youth Expo at the Orange County
Fair Grounds April 12–14 (Fri.-Sun.) as a Fea-
ture Exhibitor. Youth Expo is an educational
event for all ages focusing on the positive
accomplishments of Orange County Youth. This is an opportunity for
our organization to stimulate interest in the Model A Ford and share its
history with today’s youth and families. We will be provided with space
to exhibit 3 Model A’s each day. If you would like to help man our
booth, please contact Dominic Cimarusti (714) 724-2363 or Colleen
Schmidt (714-524-2659). Or, just come and enjoy the day--admission is
free.

General Meeting Minutes Cont'd from Page 4

and suggested that all committee chair-
men should make notebooks for their
committees.

Terry Collings announced that the
Fourth Thursday Breakfast will be Feb.
28 at Hall’s Coffee Shop.

Pete Hyland reported that the club
roster should be here by next month.
He asked that everyone who can pick
up their roster at the meeting and if
they live near someone who is unable
to be at the meeting, to take that per-
son’s roster to them. This will help
reduced the cost for postage for mail-
ing.

Don Ratzlaff reminded everyone
about the San Antonio Winery Tour
this Saturday. This tour is purposely
made to be an easy drive. San Antonio
is LA’s oldest, continuously operating
winery. We have reservations for the
winery tour at noon and lunch reserva-
tions in the restaurant in the winery at
1:00pm. Don also said that pictures of

club members will be online and
asked that people who have not had
their picture taken to send them to
him as soon as possible so he can
put them on the website.

Bev Marsh has business cards for
the club if you want them to hand
out to people to invite them to our
meetings.

There being no further business,
the meeting was adjourned at 8:14
pm.

Respectfully Submitted,
Pam Heiland, Secretary

Model A Trivia

Henry Ford paid his employees
\$5 a day, which at the time
was double what other
manufacturers paid their
employees.

What You Missed — San Antonio Winery Tour

By Esther Goff

We had eight Model A's on this excursion and a total of 28 people! Just goes to show how a trip to a historic winery brings people out! To facilitate matters, we met at two separate places: Panera Bread in Brea, and at Coco's in Garden Grove. We joined forces in the parking lot of Party Warehouse in Santa Fe Springs.

Our group leaving Coco's experienced a little backtracking. It seems our fearless leader, Frank Mowrer, was having a rough time distinguishing Imperial Highway from Telegraph Road and had us turn onto the wrong street. We drove a few blocks before he realized the error. I think this was because he was riding co-pilot with Walt in Walt's "A" and a higher being was penalizing him. (Frank originally left home in his "A" but it started spitting water and he had to go home and bring his modern). So much for trying to facilitate this trip. Sounds like a hard luck trophy story in the making. While we were at Coco's, Joe and Joanie hopefully recruited a looky-loo. The man said his daughter has an "A" and will tell her about our club.

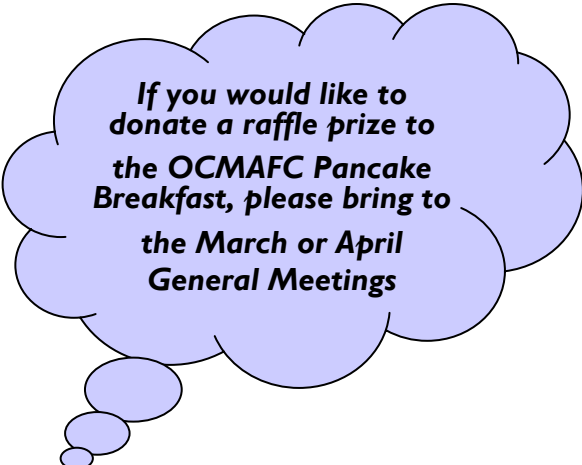
After joining, the two groups took only scenic back streets. Frank and Walt did their best in taking us through the exotic sites of East L.A. I believe we viewed every industrial warehouse, factory store, parking lot for 18 wheelers and even passed by a Chinese Cemetery and Little Tijuana in Montebello. To top it off, we drove through the barrios of East L.A. admiring all the graffiti, Oh yes, we did have a pee stop at a Carl's Jr. Don wrote up the travel map, guess he never heard of Thomas Guide. Sadly enough, Jerry Neat had to drop out due to generator problems. Could we have dual hard luck trophy winners?

I want to commend Joanie for being restrained and not wanting to stop at all the garage sales signs we passed. I bet she would have found some very interesting items. I am sure Bruce was ok with her decision as they were in their modern.

We finally arrived at the winery. We had a private tour guide who was very informative and answered all our questions. The place is really nice and there was a big crowd. We had lunch in their well known restaurant and it was great. A lot of food, priced right and very good; even a gift shop to browse. It was more than I expected. Of course the highlight of the tour was the sampling of complimentary wine.

Dominic and his son Sean met us at the winery; the same for Mark and Eileen. Just think, how boring their drive up must have been, missing the grandeur of East L.A. highlights, as I am sure they came free-way...how boring. Wade Ratzlaff, his wife and their twins also met up with us at the winery.

Bev Marsh and her friend Sandy came in Bev's T-Bird, Joe and Esther had Mickey and Minnie riding in the rumble seat of their "A". Other "A" drivers were Walt, Red & Mini, Jerry & Kathy, Richard & Jeannie, Terry in his Roadster Pick up, Gary & Marilyn with their mom, Don & Carolyn. In moderns were Karen, Sheila, Pam, Don & Colleen, Jim & Chris with Bob & Patti and Bruce & Joanie.



If you would like to donate a raffle prize to the OCMAFC Pancake Breakfast, please bring to the March or April General Meetings

February Roster Drawing By Don Ratzlaff

Well, the February Meeting and the Roster Drawing is history. The attending members were quietly hoping their name would be the one drawn for the \$40 prize. A ticket was drawn, a name was called out but, no answer was heard. Guess the party wasn't in attendance so could not receive the prize. Of course that means the March Meeting drawing will grow to \$50; an attractive amount to be sure. We hope to see you there and, good luck. Oh yes, you probably would like to know whose name was drawn; why, that would be Donald Chiapparine II, and you thought I had forgotten!

Sad Tidings

Everett Pearce Passed Away 2/23/13

We have lost a friend. Everett Pearce passed away Saturday afternoon. Everett became a club member in 1999. Services were held on March 1st at Fairhaven Memorial Park in Santa Ana, CA. In his honor, we reprint an article from a past *Distributor* so members who knew him or wished they had that opportunity can share some of his memories. In his own words . . .

Everett Pearce U.S. Army Air Corps 1943-1946

When World War Two started December 7, 1941, I was living with my parents in Tustin, California. My cousin had talked me into joining the navy. I drove by the recruiting office at the post office to enlist three days in a row on my way home from work at Douglas Aircraft. There were no parking spaces for three or four blocks and I figured I would be walking enough in the service, so why walk to get in. A guy I had worked with joined the navy and he told me about being at sea after six weeks of boot camp. This dampened my enthusiasm for the navy so I decided to wait to be drafted.

In March 1943 I was drafted into the army at age 20. Atlantic City, New Jersey was where I was sent for basic training. I was assigned to the Signal Corps where I was scheduled to receive training as a radiotelephone repairman. During basic training I applied for the Army Air Corps Cadet program, I wanted to be a pilot. I was accepted into the program and had qualified for both pilot training and bombardier training. I was enrolled in pilot training and completed primary training in a Stearman PT-17, and more advanced training in a Vultee Valiant BT-13. Due to circumstances beyond my control I was not able to complete the pilot training program, and was sent to gunnery and bombardier school. I had completed B-24 flexible gunnery school and was at Las Vegas, Nevada for B-29 central fire control gunnery school when the war ended. Most of my time in the service was spent in training. I was stationed on 16 different bases in 13 different states. I was discharged in 1946 and returned home to Southern California.



Circa 1945

Bill "Doc" Ingwersen Passed Away 2/24/13

Bill "Doc" Ingwersen passed away at home on Sunday, February 24th. His funeral will be on Saturday, March 9th at 1pm, at Rose Hills Memorial Park in Whittier (enter at Gate 1). Viewing will be on Friday, March 8th, between 5 and 8 pm.

March 8th would have been Doc's 90th birthday. There will be a tribute page for Doc on Rose Hills' website www.RoseHills.com. In lieu of flowers, contributions may be made in his memory to MAFFI or Camp Tahquitz of the Long Beach Area Boy Scouts. If you have questions, you may contact Carolyn Ingwersen at 562-618-9711.

It would have been hard to have been in the Model A hobby in Southern California without crossing paths with Doc. Many an evening were passed enjoying an ice cream cone and hearing the harrowing tales of the "Around the World Tour" he and Darlene did. He will be missed.

Ted Marshall Passed Away 2/2/13

Drain and Doris Marshall have been given tough duty. Their son Ted, at 54 years old, lost his struggle with Lou Gehrig's Disease. He was survived by his parents, wife Noelle, and children Mike and Mandy. Doris is the club's greeter and special story teller. Our hearts and prayers go out to you.



Dick Smith
Club Historian
and Librarian

If you missed an article in the past, we will be re-posting in the months to come

Historian's Corner

HISTORIAN'S CORNER

In this and the some coming months ahead, the “**Historians Corner**” will feature interesting articles from the past.

This Month's question?

How do you repair cracked and damaged steering wheels?

This has been asked for years. In 2007 I discussed with Tom Endy the possibility of a seminar on steering wheel repair. The idea fell apart because we didn't know of anyone at the time that had the expertise to put on this type seminar.

A new revelation then came to me, I'll check with our club Historian/Librarian and ask him to research this type repair. I then realized I'm the club Historian/Librarian.

I found an article from the Restorer, Volume 33, Issue 1, May-June 1988 that addresses this type repair. (Note: the prices and contact names may or may not be in business, but with the internet we can probably find substitute suppliers.) **Repairing Steering Wheel Cracks** (Article by Jack H. McCoy, Susanville. Calif.)

An original steering

wheel has a nice feel to it and can be an attractive part of your Model A. However; cracks are often one of the features of the originals and can be a major problem. Eliminating them can be a demanding, and yet satisfying project.

Materials:

1. Bowling ball plastic — (example: “Ball Mate” from Terry Stevens Company). The local bowling pro shop will probably give you some. Take along a couple of 3 oz. medicine bottles. Although only slightly darker, this material does a good job of repairing our black composition wheels. For 1928 “Fordite” steering wheels, I suggest experimenting with epoxy glue and plastic dyes.

2. “Visco Fill II” from TAP plastics, Inc., Dublin, CA 94568, \$3.75 per 1/4 lb. (enough for 100 wheels!). You will find retail sources in the Yellow Pages under the heading of “Plastics.” This or a similar powder is the “secret ingredient” which prevents the plastic from running around the corners of the spokes, etc. It should take up about a third of the mix or until the running is controlled.

Procedure:

First, clean up your

steering wheel and go over it with 400 grit wet sandpaper. Prepare the cracks with an electric rotary tool, or dental H.P., to make a clean V shaped groove to hold the repairing plastic. You may use a Sears pointed carbide or #701 tapered fissure dental burr. The tool will follow the crack nicely. Very small cracks may not need this treatment, and may respond to daubing on the plastic with a small brush.

Place the plastic — two to one mix — in a 2 oz. shot glass using a 1/4 teaspoon measuring spoon. Then add 1/3 Visco Fill. Make a mixing tool by bending the end of a 1/16” welding rod or similar. Dip the tool in and check how easily the plastic drips off. If excessive, add a small amount of Visco Fill. Put the mixing tool in an electric drill and mix the plastic for five minutes. A thorough mix is important. It will help bring bubbles to the surface and avoid porosity in the final repair. Make a “spatula” by pointing the end and flattening the side of a three inch nail. Dip the spatula into the mix and work the material down into the base of the grooves and around the spokes. Continue filling (Page 10)

Technical Tips—King Pin Geometry

By Tom Endy

There are many articles written about how to install new king pins in a Model A Ford. However, unless you fully understand the geometry of the Model A front end, there may be an element of doubt concerning whether you did the job correctly. Since I did not understand the front-end geometry, I turned to Les Andrews for a proper explanation.

The weight of the body and frame in the front is resting on the center of the front spring where it is U-bolted to the frame. This weight is transferred out to each end of the front spring where the shackles attach it to the front axle. Therefore all the front-end weight is sitting on the front axle. This full weight is transferred to the king pins. To test the theory slip a king pin into one end of the axle, without the spindle installed, and install the locking bolt. The king pin is now an integral part of the axle. It is easy to see that the weight of the axle will now be applied to the bottom side of the king pin flange. The king pin is locked in place in the axle and does not rotate. Directly under the king pin flange a thrust bearing will be installed. The weight will now be on the thrust bearing and it will sit on top of the top surface of the spindle when it is installed. When the wheel is on the car and it is sitting on the ground the front-end weight is pressing down on the thrust bearing and against the top surface of the spindle. The spindle will rotate on the thrust bearing around the stationary king pin.


One would think all you had to do was put the parts together and you're good to go. Unfortunately reproduction parts and 80 plus years of wear enter into the equation. The thrust bearings available today (Timken part number T-83) are

not as thick as were the originals (Ford part number A-3123), therefore shims are required for proper fit. The reproduction dust cover retainers supplied today are incorrectly made and will interfere with the installation. Wear to the mating surfaces of the axle and spindles are also a factor. All these variables must be taken into consideration.

When installing new king pins the first effort should be to determine how many shims are needed under the thrust bearing. To do this install the king pin, the thrust bearing and the spindle. Leave the dust seal off. Lock the king pin to the axle with the locking nut and bolt. Rotate the spindle and see how freely it rotates. Note any up and down movement. You will probably have up and down movement so add one or two shims. Check it again. Add shims until the spindle seems to be grinding and not turning freely. Remove a shim if that is the case. The shims will take up the free space that is between the bottom of the thrust bearing and the spindle. This free space is created by the lack of proper thickness of the thrust bearing and any wear that has occurred on the mating surfaces of the axle and spindle.

Reproduction dust covers may not fit properly due to wear to the axle or spindle surfaces. Les Andrews says to leave them out completely. If you are a purist you may not want to do that. My advice is to go ahead and try to install them. If they interfere, remove them and grind the lip down a little bit.

When you think you have the proper amount of shims installed and you think the dust cover is not interfering, there



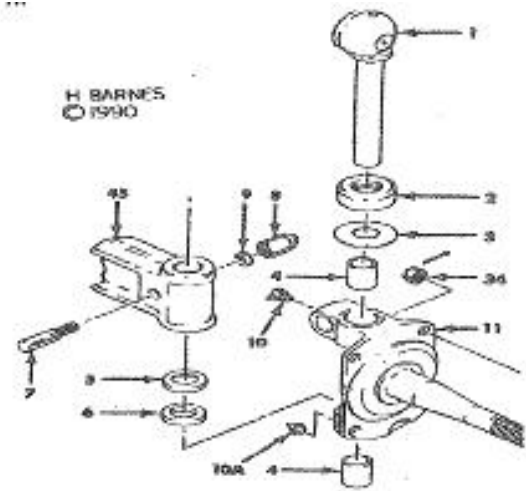
Don't see what you're looking for? Send an email Rick Hall, Technical Director and we will try to assist.



What's better than checking out a video on the weekend from the OCMAFC Video Library?

Technical (continued from Page 9)

is a way to test it. With the car still sitting on jack stands, place a floor jack under the end of the spindle near the threaded end and run the jack up to put pressure on the spindle. This will simulate the wheel being installed and the car sitting on the ground. With your fingers try to rotate the thrust bearing. You should not be able to move it. Do the same with the dust cover; you should be able to rotate it.



If you would like to volunteer to help with the 52nd Annual Pancake Breakfast, contact Frank Reese or Mark Schwing

Historian's Corner (Cont'd from Page 8)

the grooves to a 1/32" overfill. This bead should be just high enough to accommodate shrinkage, but not high enough to cause runs. Prevent possible runs by rotating the wheel back and forth, to counteract the force of gravity, for 30 minutes in a 75 degree room. Practice on a junk wheel if you are not sure of this process.

After the repairs have set for 24 hours, use an oval steel cutter to remove excess bulk. Then wet sand the areas flat with 220 grit paper for a smooth finish. At some stage of this repair you may discover some voids in the repair despite your best efforts to avoid them. This may be okay on the under side of the wheel where

they cannot be seen or felt. On the tops or sides of the spokes, however, you will want a perfect finish. This can be accomplished on a clean surface by daubing another thin bead of plastic with a small paint brush. Unless the touchup is on an edge where gravity may cause a run, you can eliminate the Visco Fill.

Smooth the repairs with 220 grit paper, then 400 and 600, all wet. Buff the entire wheel using Tripoli or Shurshine compound. A satin finish is nice, and probably more authentic. Finish with a hard wax for a satisfying result.

Drawings are available in this article, Restorer, Volume 33, Issue 1, May-June 1988.

I hope this was helpful.

Remember you may borrow this or any Restorer magazine from [my collection](#).

It may still be available for free to OCMAFC members from our clubs surplus collection.

To suggest stories or articles you would like to read, or to submit a story or article, please e-mail me at modeladick@yahoo.com

Do you collect the MAFCA Restorer magazines? If so, I have many copies from the mid-70's to current, that were donated by our members to be shared with OCMAFC members at no cost. Just let me know the issues you desire at Dick Smith at modeladick@yahoo.com or call 949-770-6847

Car Barn Specials

1930 Coupe for Sale~ in beautiful condition and located in Bend, OR. \$12,000/ negotiable. Darlene Clawson at (541) 389-6076 or email: dkclawson@bendcable.com



1928 Tudor Sedan for Sale ~ 1-yr old restoration; show quality. Contact Charles Hansen or Miranda Wu at 714-665-2469; asking \$16,000 or best offer



For Sale~1965 Ford Mustang, 92k miles, 289 V8 w/4 barrel carb. w/lots of factory options, Ford AC, 1964-1/2 vintage burgundy, black roof & white interiors \$10,000 Contact Charles Ladd, 714-827-7849



For Sale I have approx 30,000 hubcaps from early 1900's-1930's. 98% are original and thought I would offer to club members from 1-100 hubcaps. Send me a picture of exactly what you are looking for. If you have a question. If you are thinking that I don't have what you are looking for, you better ask me. Tom Mc Mahan, 208-734-0459, email: hubcapempire@gmail.com

Rental Wanted ~ Club member Gerry Reid is looking to rent a flatbed trailer to take his Model A to the CCRG. Contact Gerry at g Reid91846@aol.com



Member ads will run for two months unless renewed. Non-member ads will run for one month unless renewed. All ads must be submitted in writing to: OCMAFC, P.O. Box 10595, Santa Ana, CA 92711 or email newsletter@ocmafc.org

Would you and your family enjoy a fun night out supporting the facility that houses our meetings? Tickets may be purchased through Louise Hall (714-282-0499). All monies go toward CHOC.

CHOC Children's Foundation PRESENTS CHOC FOLLIES XVI BENEFITING CHOC CHILDREN'S

FOLLIES XVI
 Viva CHOC VEGAS!
 GUYS, GALS AND ROMANCE IN THE LAND OF LADY LUCK

THURSDAY, MARCH 28 AT 8:00PM
 FRIDAY, MARCH 29 AT 8:00PM
 SATURDAY, MARCH 30 AT 2:00PM & 8:00PM



ORANGE COUNTY
MODEL A FORD
CLUB

Post Office Box 10595
Santa Ana, CA 92711

E-mail: info@ocmafc.org

Next General Meeting

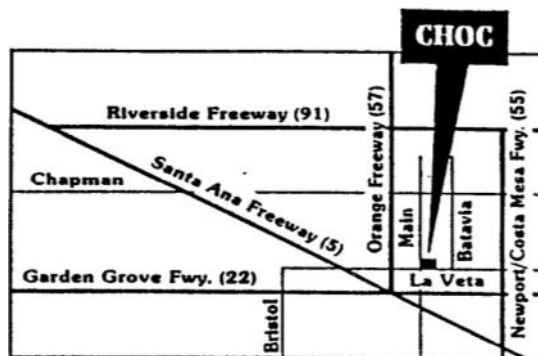
7:30 PM

[Second Thursday of every month]

March 14, 2013


CHOC Hospital Complex

455 South Main Street, Orange, CA



From Main Street, turn east on to Providence Ave. and immediately on your right, enter the structure and park on the second level. Meetings are held in Building 2 in the Wade Education Center-2nd Floor. Access meeting room through the double door entry off the 2nd Floor parking structure

We are on the Web!
www.ocmafc.org



Return Address:
Post Office Box 10595
Santa Ana, CA 92711

First Class Mail